


MAXIMUM SAFETY IN READY MEAL PRODUCTION

Driving line efficiency
and productivity




Checkweigher
HC-M-WD



X-ray scanner
SC-E

WIPOTEC OCS
WEIGHING AND INSPECTION SOLUTIONS

RELIABLE INSPECTION FOR ALL TYPES OF READY MEAL PACKAGING



BEST-IN-CLASS APPLICATIONS

- Checkweighing
- Foreign body inspection: detection of metal, plastic, stone, rubber contaminants down to 0.1 mm diameter*
- Smart software for completeness, fill level and other checks

*Best case depending on product characteristics

YOUR BENEFITS

- Consumer safety
- Brand protection
- Increase line efficiency and productivity
- Compliance with regulations (EU pre-package Directive, FDA HACCP, BRC, GFSI)
- Ecological impact through less waste
- Fast product changeovers
- Highest inspection and product quality

WIPOTEC-OCS

PRODUCT INSPECTION
SOLUTIONS



CHECKWEIGHER



X-RAY



VISION



SAFETY & EFFICIENCY

OUR WIPOTEC-OCS PORTFOLIO

MATCHING YOUR READY MEAL NEEDS











You are looking for a high quality product inspection portfolio to address your specific CCPs and applications? With our E-M-A checkweigher (including metal detection) and SC X-ray scanner series (including vision) WIPOTEC-OCS provides a modular, high-performance portfolio meeting even complex application requirements. The following matrix shows

the great bandwidth of applications tailor made to typical ready meal production lines. We integrate fast and seamless, in light of our small footprints and open interfaces. Intuitive and integrated HMIs enable a fast set up and avoid costly downtime. Our machines in hygienic design permit fast product changeovers, increasing flexibility and productivity.

Discover the benefits of our checkweigher and product inspection solutions for ready meals. Download the flyer or ask for a consultation by our experts on:

www.wipotec-ocs.com/en/product-inspection-of-ready-meals

info@wipotec.com

		BEGINNING OF LINE	MID & END OF LINE			MID & END OF LINE			SECONDARY PACKAGING		
READY MEAL LINE	MACHINES										
		<ul style="list-style-type: none"> Bulk material scanner HD-TDI camera detector IP65, IP69K 	<ul style="list-style-type: none"> Entry model Diode Array detector 0.4 mm Great software package 	<ul style="list-style-type: none"> High performance series HD-TDI technology 	<ul style="list-style-type: none"> Entry checkweigher WIPOTEC Weigh Cell Throughput 150 ppm IP65 optional 	<ul style="list-style-type: none"> Medium range applications WIPOTEC Weigh Cell Throughput 250 ppm IP65, IP69K optional 	<ul style="list-style-type: none"> Fully integrated metal detection Protection class IP69K Throughput 250 ppm 	<ul style="list-style-type: none"> High performance checkweighing Throughput 600 ppm IP65 optional 	<ul style="list-style-type: none"> Checkweighing and X-ray inspection Fully integrated, compact Weighing legal for trade 	<ul style="list-style-type: none"> X-ray and optical inspection Comprehensive software package 	<ul style="list-style-type: none"> Entry heavyload checkweigher Carton control
APPLICATIONS											
TRAY	Detection of foreign bodies	■	■	■			■ (metal)		■	■	
	Multi lane inspection		■	■				■	■		
	Mass determination		■	■					■	■	
	Seal inspection			■					■	■	
	Label inspection									■	
	Check under- / overweight				■	■	■	■	■	■	■
	Completeness		■	■	■	■	■	■	■	■	■
	Crack and void check		■	■					■	■	
	Fill level check / filler feedback		■*	■	■	■	■	■	■	■	■
BAG	Detection of foreign bodies	■	■	■			■ (metal)		■	■	
	Multi lane inspection		■	■				■	■		
	Seal inspection			■					■	■	
	Label inspection									■	
	Check under- / overweight				■	■	■	■	■	■	■
	Completeness		■	■	■	■	■	■	■	■	■
BOX	Detection of foreign bodies	■	■	■			■ (metal)		■	■	
	Multi lane inspection		■	■				■	■		
	Form and position check		■	■					■	■	
	Label inspection									■	
	Check under- / overweight				■	■	■	■	■	■	■
	Completeness		■	■	■	■	■	■	■	■	■
	Crack and void check		■	■					■	■	
	Fill level check / filler feedback				■	■	■	■	■	■	
Mass determination		■	■					■	■		

* no filler feedback

WHY WE ARE UNIQUE

LEADING TECHNOLOGY

THROUGH CUSTOMER FOCUS



WIPOTEC COMPANY

- One of the globally leading product inspection companies – over 30 years experience
- Global footprint with an excellent expert service network
- Founder managed company focused on long term partnerships
- Unique depth of manufacturing (in-house > 85%)
- High innovation power through large in-house R&D staff (hardware & software)
- Broad portfolio of state-of-the-art weighing and inspection solutions
- EHEDG member, compliant with leading industry standards
- Spare parts availability > 10 years

CHECKWEIGHER E-M-A SERIES

- Innovative E-M-A portfolio – top performance in all segments
- Solutions for every product specific application
- High accuracy at top speeds (max. throughput 600 ppm)
- Flexible and modular set up for fast integration and best application
- EMFR WIPOTEC digital Weigh Cell “inside”
- Hygienic design fostering safety and efficiency
- Simple and user friendly controls
- Unmatched durability and reliability
- Installed base of over 20,000 machines

X-RAY SCANNER SC SERIES & VISION

- SC-series offers a comprehensive modular scanner system
- C-shape product area
- Hygienic “balcony” design up to IP69k
- Fast integration and development into your lines
- Automatic product spacing
- Max. throughput (> 1000 ppm)
- Compliance with HACCP, BRC, IFS and supermarket standards
- High-resolution HD-TDI camera detector technology
- Smart software powering a wide range of applications
- Renowned for perfect product handling and numerous ejection systems